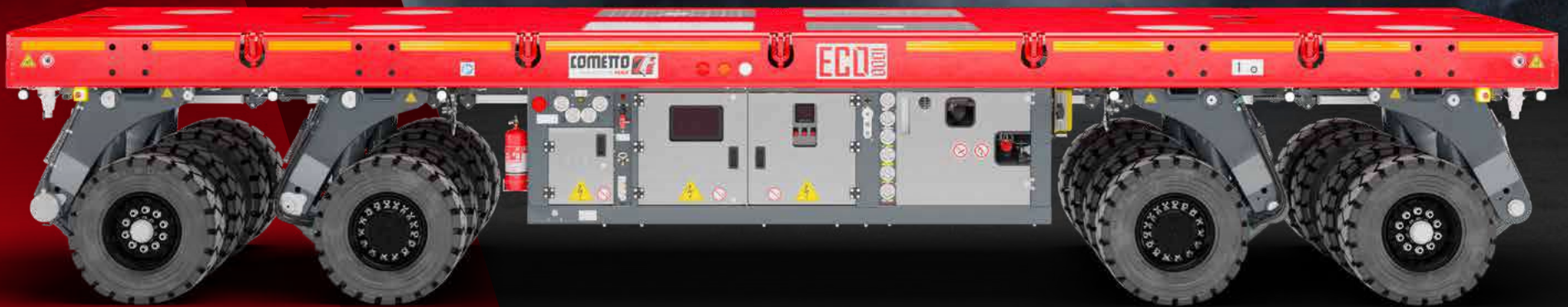



ECO 100 ECO 150

THE NEW WAY OF DRIVING!





We are the worldwide leading full-range manufacturer of special road vehicles for heavy load and special transport.

The semi-trailers, low-loaders, modular vehicles and self-propelled trailers that we produce are used to transport anything exceptionally heavy, long, wide or tall!

Our brand portfolio includes transport solutions for payloads from 15t to 25,000t ... and beyond.

The excellent facilities in a production space of 175,000 m² form the foundation for qualitatively unique, high-tech products.





TRADITION & VISION

As a family business we grew over seven generations from a small forge to the industry leader. We consider our roots as the basis to an innovative and sustainable future.


WE OFFER SOLUTIONS

We offer solutions for any transport challenge through experience, flexibility and knowledge. Know-how and expertise from the development to production, start to finish. Your requests are in good hands at Cometto!



HIGHEST QUALITY 100% IN-HOUSE

We trust our optimized production processes, modern technique and highly qualified employees. As the quality leader, we apply the highest standards to ourselves in order to guarantee the perfect quality of our products.



ALWAYS & ANYWHERE

Our extensive service ensures you a worldwide presence, 24h a day and 7 days a week. The Faymonville Group offers the most sustainable and wide-ranging customer service of the industry.





”

*There's a way to do it
better - **FOUND**
~~find~~ it.*

Thomas A. Edison

”

THE PRODUCT RANGE

The Cometto Eco1000 and Eco1500 products are THE self-propelled electronically steered modular vehicles with integrated Power Pack Unit for in-plant transport jobs up to a payload of 1,500 tons.. The whole concept is built on a future-oriented modular principle and offers an easy connect and drive configuration.

With the Eco1000 and the Eco1500, Cometto provides the widest range on this specific market: the compact vehicles are available with 2, 4 and 6 axle lines! Up to 4 units can be combined with interchangeable components, different Power Pack technologies and a wide selection of accessories.

1000 Eco

Eco1000₂

2-axles type, with 2 driven suspensions



Eco1000₄

4-axles type, with 2 or 4 driven suspensions



Eco1000_{4L}

4-axles type, with 2 or 4 driven suspensions and long frame



Eco1000₆

6-axles type, with 4 driven suspensions



1500 Eco

Eco1500₄

4-axles type, with 4 driven suspensions



Eco1500_{4L}

4-axles type, with 4 driven suspensions and long frame



Eco1500₆

6-axles type, with 4 driven suspensions



ECCO 1000

WHAT MAKES IT UNIQUE



- + The widest range on the market
- + Unique on the market with 3 different power pack technologies: Diesel, hybrid & electric
- + Connect and drive-easy and fast to configure
- + Up to 1000 tons payload
- + Smart and efficient control
- + The best corrosion protection on the market
- + Plenty of accessories

AN ALL-ROUND PACKAGE WITH MULTIPLE BENEFITS

PLATFORM

The strong and rigid chassis is designed for heaviest loads. The platform is completely covered with electro-welded steel plates. To ensure an easy inspection and maintenance operation, removable aluminum covers are bolted on top of each suspension as well as the Power Pack Unit.

Four lifting points centred in the platform allow to lift the Eco1000 for the shipment operations.

On the lateral sides, lashing fixation points are foreseen. Coupling interfaces are integrated on all sides to couple different vehicles as well as accessories.



48T PER AXLE LINE

SUSPENSIONS, TIRES AND RIMS

Suspension: the suspensions are based on compass hydraulic technology with an important stroke of 700 mm.

Hydraulic system: the hydraulic system is equipped with highly accurate safety valves acting independently and automatically in case of pipe damage, for both rigid and flexible pipes.

Hydraulic transmission: the hydraulic transmission is composed of a variable displacement pumps that are connected through a closed circuit with hydraulic motors installed on the driven axles.

The system offers the maximum torque with progressive and smooth acceleration making every operation easy.

Tires and rims: air inflated tires, tubeless, or TyrFil foam are optional if requested.

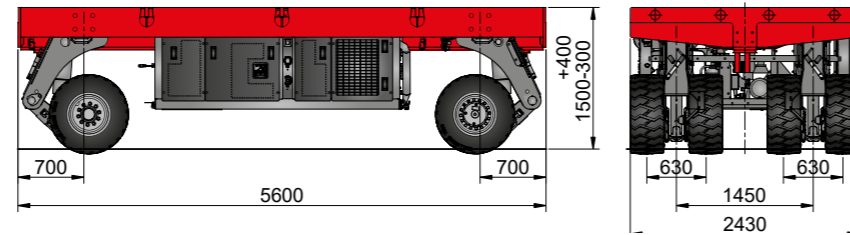
Drive and brake systems: hydrostatic drive system and drum brakes.

Steering: electronically steered rotating slew drives are operated by a sophisticated hydraulic motor. This system is based on the strongest epicycloid drive boxes and worm screws.



POSSIBILITIES
THAT MAKE
THE DIFFERENCE

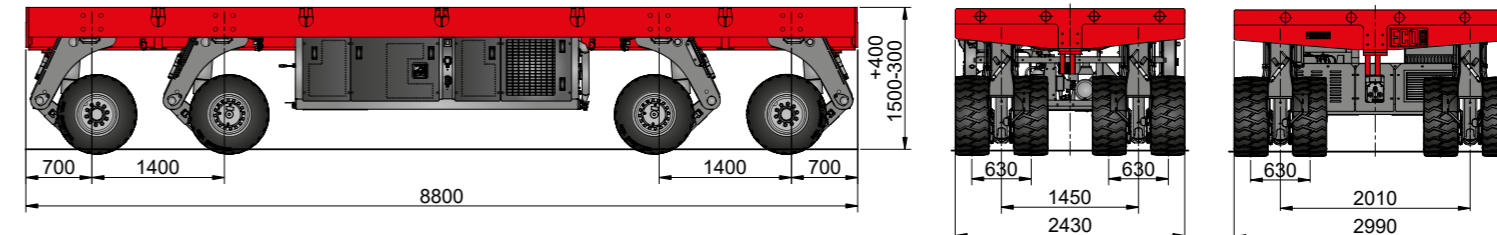
YOUR
CHOICE!

ECC₂ 1000

2.43 m width

MODEL	2/2
Loading platform length	5600 mm
Loading platform height - loaded	1500 +400/-300 mm
Loading platform width	2430 mm
Dead weight	11500 kg
Max. total load	96000 kg
Max. payload	84500 kg
Suspensions	4
Driven suspensions	2
Braked/idle suspensions	2
Tyres per suspensions	2
Max. empty speed	5 km/h
Max. empty speed with cabin	8 km/h
Max. speed at 85% of the capacity*	3,5 km/h
Max. slope at 50% of the capacity	27.1 %
Max. slope at 75% of the capacity	17.1 %
Max. slope at 100% of the capacity	12 %
Diesel Power Pack Unit	Deutz 55.4 kW at 2600 rpm (*)
Hybrid Power Pack Unit	Deutz 55.4 kW / Electric 45 kW
Electric Power Pack Unit	Electric 45 kW

(*) *at 100% of the capacity, the max speed is 0.5 km/h

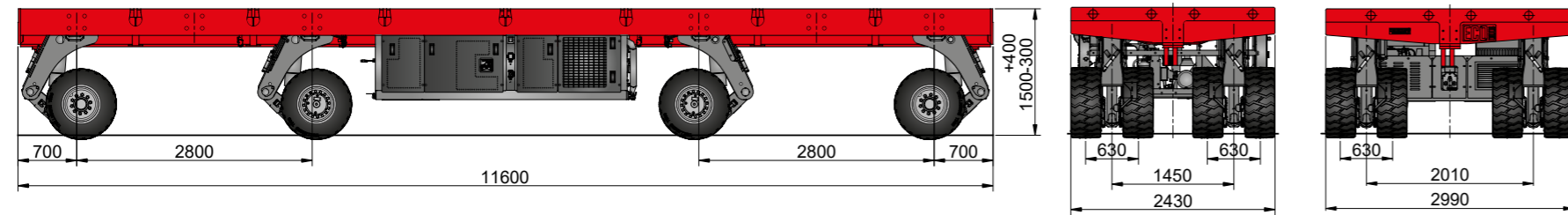
ECC₄ 1000

2.43 m width

2.99 m width

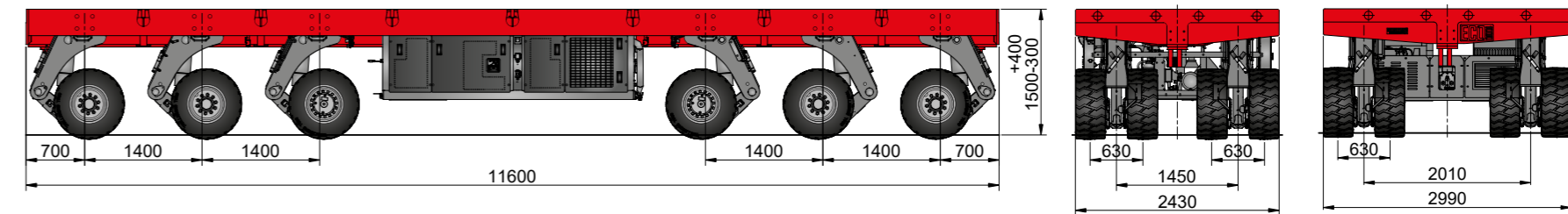
MODEL	2.43 m width			2.99 m width		
	4/2	4/2	4/4	4/2	4/2	4/4
Loading platform length	8800 mm	8800 mm	8800 mm	8800 mm	8800 mm	8800 mm
Loading platform height - loaded	1500 +400/-300 mm	1500 +400/-300 mm	1500 +400/-300 mm	1500 +400/-300 mm	1500 +400/-300 mm	1500 +400/-300 mm
Loading platform width	2430 mm	2430 mm	2430 mm	2990 mm	2990 mm	2990 mm
Dead weight	17500 kg	17500 kg	18000 kg	19000 kg	19000 kg	19500 kg
Max. total load	192000 kg	192000 kg	192000 kg	192000 kg	192000 kg	192000 kg
Max. payload	174500 kg	174500 kg	174000 kg	173000 kg	173000 kg	172500 kg
Suspensions	8	8	8	8	8	8
Driven suspensions	2	2	4	2	2	4
Braked/idle suspensions	6	6	4	6	6	4
Tyres per suspensions	2	2	2	2	2	2
Max. empty speed	5 km/h	5 km/h	5 km/h	5 km/h	5 km/h	5 km/h
Max. empty speed with cabin	8 km/h	8 km/h	5 km/h	8 km/h	8 km/h	5 km/h
Max. speed at 90% of the capacity*	2 km/h	3 km/h	2,5 km/h	2 km/h	3 km/h	2,5 km/h
Max. slope at 50% of the capacity	12 %	12 %	27.1 %	12 %	12 %	27.1 %
Max. slope at 75% of the capacity	7 %	7 %	17.1 %	7 %	7 %	17.1 %
Max. slope at 100% of the capacity	4.5 %	4.5 %	12 %	4.5 %	4.5 %	12 %
Diesel Power Pack Unit	Deutz 55.4 kW at 2600 rpm (*)	Deutz 85 kW at 2600 rpm (*)	Deutz 85 kW at 2300 rpm (*)	Deutz 55.4 kW at 2600 rpm (*)	Deutz 85 kW at 2600 rpm (*)	Deutz 85 kW at 2300 rpm (*)
Hybrid Power Pack Unit	Deutz 55.4 kW / Electric 45 kW	Deutz 55.4 kW / Electric 45 kW	-	Deutz 55.4 kW / Electric 45 kW	Deutz 55.4 kW / Electric 45 kW	-
Electric Power Pack Unit	Electric 45 kW	Electric 45 kW	-	Electric 45 kW	Electric 45 kW	-

(*) *at 100% of the capacity, the max speed is 0.5 km/h



MODEL	2.43 m width			2.99 m width		
	4/2L	4/2L	4/4L	4/2	4/2	4/4
Loading platform length	11600 mm	11600 mm	11600 mm	11600 mm	11600 mm	11600 mm
Loading platform height - loaded	1500 +400/-300 mm	1500 +400/-300 mm	1500 +400/-300 mm	1500 +400/-300 mm	1500 +400/-300 mm	1500 +400/-300 mm
Loading platform width	2430 mm	2430 mm	2430 mm	2990 mm	2990 mm	2990 mm
Dead weight	19500 kg	19500 kg	20000 kg	21000 kg	21000 kg	21500 kg
Max total load	192000 kg	192000 kg	192000 kg	192000 kg	192000 kg	192000 kg
Max Payload	172500 kg	172500 kg	172000 kg	171000 kg	171000 kg	170500 kg
Suspensions	8	8	8	8	8	8
Driven suspensions	2	2	4	2	2	4
Braked/idle suspensions	6	6	4	6	6	4
Tyres per suspensions	2	2	2	2	2	2
Max. empty speed	5 km/h	5 km/h	5 km/h	5 km/h	5 km/h	5 km/h
Max. empty speed with cabin	8 km/h	8 km/h	5 km/h	8 km/h	8 km/h	5 km/h
Max. speed at 90% of the capacity*	2 km/h	3 km/h	2.5 km/h	2 km/h	3 km/h	2.5 km/h
Max. slope at 50% of the capacity	12 %	12 %	27.1 %	12 %	12 %	27.1 %
Max. slope at 75% of the capacity	7 %	7 %	17.1 %	7 %	7 %	17.1 %
Max. slope at 100% of the capacity	4 %	4 %	12 %	4 %	4 %	12 %
Diesel Power Pack Unit	Deutz 55.4 kW at 2600 rpm (*)	Deutz 85 kW at 2600 rpm (*)	Deutz 85kW at 2300 rpm (*)	Deutz 55.4 kW at 2600 rpm (*)	Deutz 85 kW at 2600 rpm (*)	Deutz 85 kW at 2300 rpm (*)
Hybrid Power Pack Unit	Deutz 55.4 kW / Electric 45 kW	Deutz 55.4 kW / Electric 45 kW	-	Deutz 55.4 kW / Electric 45 kW	Deutz 55.4 kW / Electric 45 kW	-
Electric Power Pack Unit	Electric 45 kW	Electric 45 kW	-	Electric 45 kW	Electric 45 kW	-

(*) at 100% of the capacity, the max speed is 0.5 km/h



MODEL	2.43 m width	2.99 m width
	6/4	6/4
Loading platform length	11600 mm	11600 mm
Loading platform height - loaded	1500 +400/-300 mm	1500 +400/-300 mm
Loading platform width	2430 (2990) mm	2990 mm
Dead weight	24000 kg	25500 kg
Max total load	288000 kg	288000 kg
Max Payload	264000 kg	262500 kg
Suspensions	12	12
Driven suspensions	4	4
Braked/idle suspensions	8	8
Tyres per suspensions	2	2
Max. empty speed	5 km/h	5 km/h
Max. empty speed with cabin	5 km/h	5 km/h
Max. speed at 90% of the capacity*	2 km/h	2 km/h
Max. slope at 50% of the capacity	17.1 %	17.1 %
Max. slope at 75% of the capacity	10.4 %	10.4 %
Max. slope at 100% of the capacity	7 %	7 %
Diesel Power Pack Unit	Deutz 85 kW at 2300 rpm (*)	Deutz 85 kW at 2300 rpm (*)
Hybrid Power Pack Unit	-	-
Electric Power Pack Unit	-	-

(*) at 100% of the capacity, the max speed is 0.5 km/h



ECCO 1500

**WHAT MAKES
IT UNIQUE**



- + The strongest on the market with up to 1500 tons payload
- + The widest range on the market
- + Connect and drive - Easy and fast to configure
- + Smart and efficient control
- + The best corrosion protection on the market
- + Plenty of accessories
- + Safety, availability and efficiency


AN ALL-ROUND PACKAGE WITH MULTIPLE BENEFITS

PLATFORM

The strong and rigid chassis is designed for heaviest loads. The platform is completely covered with electro-welded steel plates. To ensure an easy inspection and maintenance operation, removable aluminum covers are bolted on top of each suspension as well as the Power Pack Unit.

Four lifting points centred in the platform allow to lift the Eco1500 for the shipment operations.

On the lateral sides, lashing fixation points are foreseen. Coupling interfaces are integrated on all sides to couple different vehicles as well as accessories.



SUSPENSIONS, TIRES AND RIMS

Suspension: The patented Dual Link suspension equipped with double reaction links provides maximum possible ground clearance. This design allows more payload (+40%) compared to the compass solution and minimizing horizontal displacement of the load, still granting the same working pressure in the lifting system.

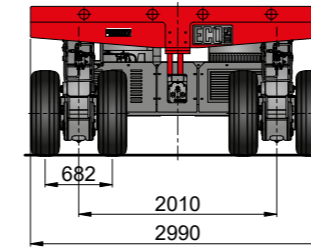
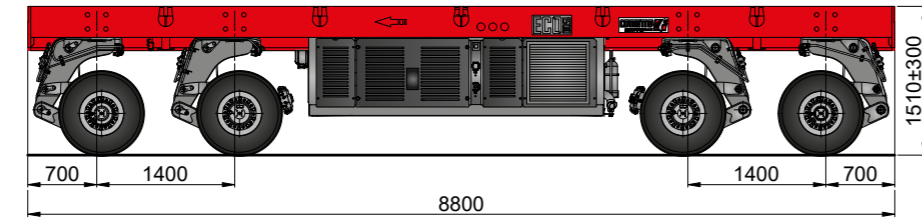
Hydraulic double effect lifting cylinder: The patented Hydraulic Advanced System enables synchronized lifting pressure and ground loads when Eco1000 and Eco1500 models are mixed in the same convoy and allows hydraulic lifting of each single suspension.

Tires and rims: Tubeless air inflated tires. Aramid fibers (Kevlar®) reinforcement. 30% more adherence thanks to the use of aeronautical tires.

Drive and brake system : Hydrostatic drive system. Wet oil bath disk brakes. Special electronic control of hydraulic drive motors allows all motors to start precisely at the same time and inching movements down to 5mm/s.

Steering: Electronic steered rotating slew drives are operated by two sophisticated hydraulic motors. This system is based on the strongest epicycloid drive boxes and worm screws.



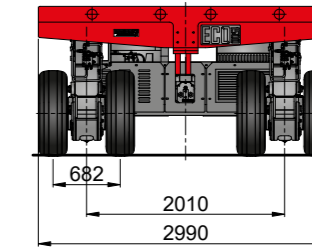
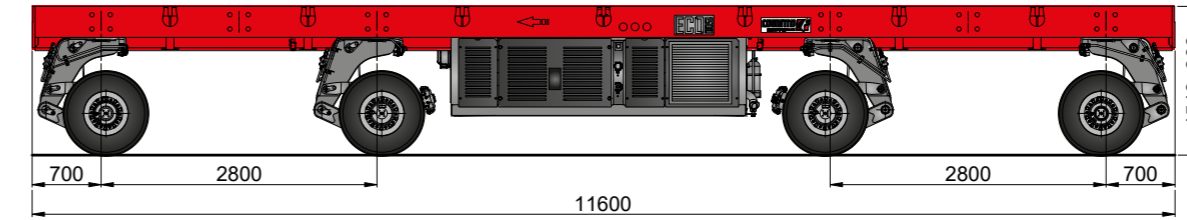


2.99 m width

MODEL	4/4
Loading platform length	8800 mm
Loading platform height - loaded	1510 +/-300 mm
Loading platform width	2990 mm
Dead weight	24000 kg
Max. total load	280000 kg
Max. payload	256000 kg
Suspensions	8
Driven suspensions	4
Braked/idle suspensions	4
Tyres per suspensions	2
Max. empty speed	5 km/h
Max. speed at 90% of the capacity*	2.2 km/h
Max. slope at 50% of the capacity	16.2 %
Max. slope at 75% of the capacity	9.8 %
Max. slope at 100% of the capacity	6.6 %
Diesel Power Pack Unit	Deutz 105 kW at 2300 rpm (*)

[*] at 100% of the capacity, the max speed is 0.5 km/h

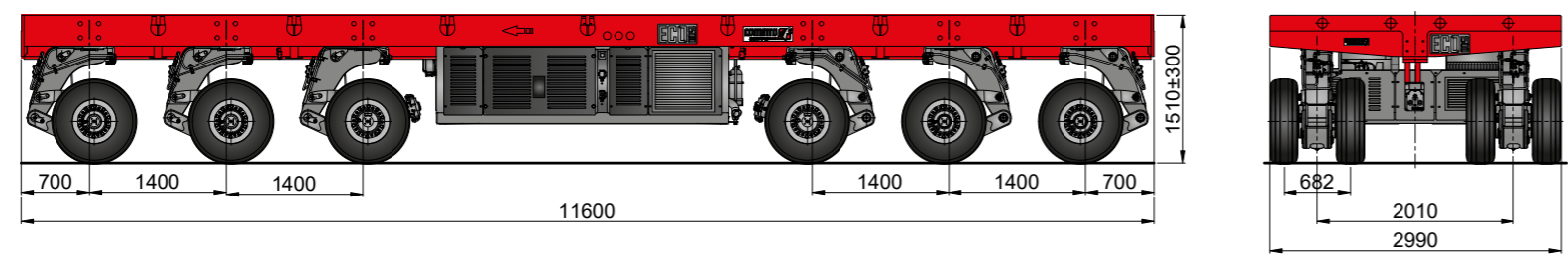
1500
ECC



2.99 m width

MODEL	4/4L
Loading platform length	11600 mm
Loading platform height - loaded	1510 +/-300 mm
Loading platform width	2990 mm
Dead weight	26000 kg
Max. total load	280000 kg
Max. payload	254000 kg
Suspensions	8
Driven suspensions	4
Braked/idle suspensions	4
Tyres per suspensions	2
Max. empty speed	5 km/h
Max. speed at 90% of the capacity*	2.2 km/h
Max. slope at 50% of the capacity	16.2 %
Max. slope at 75% of the capacity	9.8 %
Max. slope at 100% of the capacity	6.6 %
Diesel Power Pack Unit	Deutz 105 kW at 2300 rpm (*)

[*] at 100% of the capacity, the max speed is 0.5 km/h



2.99 m width

MODEL	6/4
Loading platform length	11600 mm
Loading platform height - loaded	1510 +/-300 mm
Loading platform width	2990 mm
Dead weight	32000 kg
Max. total load	420000 kg
Max. payload	388000 kg
Suspensions	12
Driven suspensions	4
Braked/idle suspensions	8
Tyres per suspensions	2
Max. empty speed	5 km/h
Max. speed at 90% of the capacity*	1.6 km/h
Max. slope at 50% of the capacity	9.8 %
Max. slope at 75% of the capacity	5.5 %
Max. slope at 100% of the capacity	3.4 %
Diesel Power Pack Unit	Deutz 105 kW at 2300 rpm (*)

(*) at 100% of the capacity, the max speed is 0.5 km/h



CONNECT & DRIVE

The Cometto Eco1000/Eco1500 series offers all necessary vehicle combinations and interoperability with existing products from the family.


In side by side mode it is possible to combine two vehicles with same length and engine. End-to-end combinations allow to connect vehicles of different lengths.

Each vehicle is equipped with quick coupling connections to link two vehicles together with electrical cables (optional accessory).




VEHICLE COMBINATIONS

Side by side and back to back combinations



Open combinations



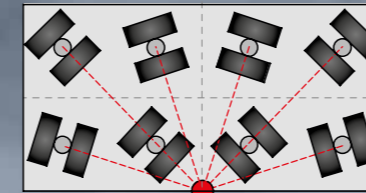
ACHIEVE FULL FREEDOM OF MANOEUVRING



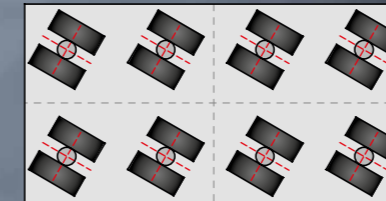
The electronic steering guarantees maximum manoeuvrability and precision through a +135 / -135 ° steering angle.

By applying its unique remote control, the high performance steering and a perfect synchronization is ensured even if different Eco1000/Eco1500 families are mixed in the same convoy.

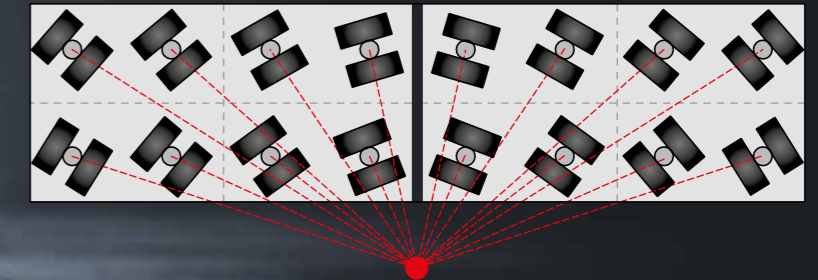
NORMAL DRIVE



DIAGONAL DRIVE



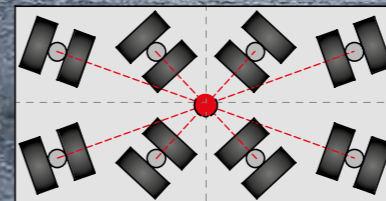
MULTI-DIRECTIONAL STEERING CONFIGURATIONS



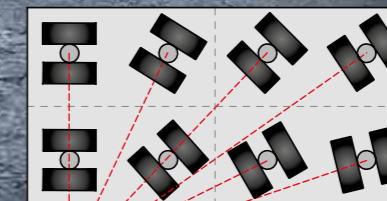
LATERAL DRIVE



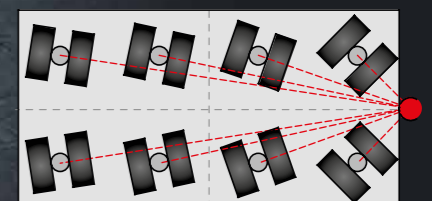
CIRCULAR DRIVE / CAROUSEL



TAIL STEERING



90°NORMAL DRIVE







HYDROSTATIC DRIVE SYSTEM

With the hydrostatic drive system, the Eco1000/Eco1500 modules can be moved precisely and progressively in all directions. The system is equipped with power regulators and allows to exploit the maximum available torque.

The Cometto hydrostatic transmission satisfies the following requirements:

- Ease control - precise movement and positioning
- Automatic adjustment of the performance in accordance with the road profiles
- Maximum exploitation of the available power at any time
- Wide range of available speeds
- No overloads of the diesel engine





Discover the
Eco1000 in action



YOUR FREEDOM OF CHOICE

WITH 3 DIFFERENT POWER PACK TECHNOLOGIES

The widest range of Power Pack Units assures maximum flexibility. They always meet your requirements as well as the future emission standards.

Whether **diesel, hybrid or the electric solution**, all Power Pack Units have been designed and tested under the hardest conditions. They represent the cutting edge of technology and offer the highest performance and efficiency either in cold arctic conditions or in the dry desert heat.



TRADITIONAL PROPULSION TECHNOLOGY FOR CONTINUOUS PERFORMANCE

Available for all Eco1000/Eco1500 models

The diesel Power Pack Units offer you an excellent price-service-ratio and are efficient and powerful. You have the choice between three diesel engines which will provide you with their continuous performance.

MODEL	DEUTZ DIESEL 55,4 KW	DEUTZ DIESEL 85 KW	DEUTZ DIESEL 105 KW
Power Pack Length	2800 mm	2996 mm	2996 mm
Power Pack Height	820 mm	820 mm	820 mm
Power Pack Width	2220 mm	2220 mm	2220 mm
Fuel tank capacity	100 l	100 l	100 l
Oil tank capacity	150 l	150 l	150 l
Engine cylinder number	4L	4L	4L
Max Power	55.4 kW at 2600 rpm	85 kW at 2300 rpm	105 kW at 2300 rpm
Max Torque	300 Nm at 1600 rpm	500 Nm at 1600 rpm	550 Nm at 1600 rpm
Emission level	Stage V/TIER4F*	Stage V/TIER4F*	Stage V/TIER4F*
Exhaust system aftertreatment	DPF system	DOC and SCR with ADBlue DEF system	DOC and SCR with ADBlue DEF system
Electric system	24V/80A	24V/80A	24V/80A

UNIQUE! STAY FLEXIBLE WITH THE HYBRID POWER PACK UNIT

Available for Eco1000 2/2 and 4/2 versions

Thanks to hybrid technology, you can combine the performance of a diesel engine with the cleanliness of an electric motor and drive zero-emission distances. The lithium battery will be charged while driving and by recuperation, but also at its dedicated charging station.

This Power Pack Unit is specifically designed for an outdoor – indoor use where full electric working is requested only for a specific work cycle.

MODEL	HYBRID
Engine model	Deutz TCD 2.9 L4
Power Pack Length	2800 mm
Power Pack Height	820 mm
Power Pack Width	2220 mm
Fuel tank capacity	100 l
Oil tank capacity	150 l
Engine cylinder number	4L
Max. diesel power	55,4 kW at 2600 rpm
Emission level	Stage V/TIER4F
Exhaust system aftertreatment	DPF system
Electric system	24 V/80 A
Max. electric power	45 kW
Batteries type	LiNMC
Max. autonomy - full electric	5 km* with combined cycle *

[*] Combined cycle is calculated 50 % unloaded and 50% with full load, with a constant slope of 1°. The autonomy can change in different conditions.

UNIQUE ON THE MARKET!
Cometto is the only manufacturer that provides hybride power packs within this product range.



UNIQUE ON THE MARKET!
Cometto is the only manufacturer that provides electric power packs within this product range.

THE NEW ERA OF THE ELECTRIC POWER PACK UNIT

Available for Eco1000 2/2 and 4/2 versions

New components offer more power and a longer range of up to 7.5 km* in pure electric operation. This Power Pack Unit is specifically designed for an indoor use where full electric working is requested.

MODEL	ELECTRIC
Power Pack Length	2800 mm
Power Pack Height	820 mm
Power Pack Width	2220 mm
Oil tank capacity	150 l
Electric system	24 V
Max. electric power	45 kW
Batteries type	LiNMC
Max. autonomy - full electric	7.5 km with combined cycle [*]

[*] Combined cycle is calculated 50 % unloaded and 50% with full load, with a constant slope of 1°. The autonomy can change in different conditions.

Discover the
Eco1000 in action



A BROAD SELECTION OF EQUIPMENT & COMPONENTS

Maximize the unique features of the Eco1000/Eco1500 series and ensure the best possible configuration for your transport goods.



SOFTWARE AND ELECTRONICS

CMS: Cometto Management Software

The Cometto Management Software (CMS) controls all functions needed to handle different projects. The CMS is equipped with a range of pre-set solutions to maximize the efficiency and flexibility.

COSMO: Cometto Software for modular trailers

Enter the characteristics of the load and choose the vehicles in your configuration and COSMO will automatically analyze the transport configuration.

1. Transport management for convoy and multi-convoy

A complete transport system can be configured based on any number of convoys, whether hydraulically connected or not, with different dimensions and number of axles. COSMO can simulate the convoy in 3D pattern and vehicles can be moved with simple drag&drop commands. This new section guides the user through the configuration of complex transport systems to study the most complicated load configurations.

2. Calculation and display of bending moment graphs

COSMO performs the stability analysis of any vehicle or convoy and displays graphically the bending moment, displacement and shear stress to improve the analysis of flexion.

Real time monitoring of convoy deformation is possible. The support required for the convoy can be defined in advance thus maximizing the travel of the suspension during transport. The flexion and cut of the frame are displayed on the same screen.

COSMO can create full reports to display every result of a simulation.



REMOTE CONTROL

The remote control, connected to the Power Pack Unit via cable or radio, allows to control the vehicle in a safe and easy way. A 4.3" display shows all trailer and transport information helping to complete the operator's overview of the transport.

TOUCH-SCREEN

The 12.1" color touch-screen display with antireflection resolution provides information about lifting, steering and driving modes to the operator. He is in full control of the vehicle data, including weight, speed, pressure, stability and alarms.

In addition, an user-friendly diagnostic and configuration interface allows an efficient handling of the Eco1000/ Eco1500



OPTIONAL ACCESSORIES TO COMPLETE THE WORKING FIELD

Additional features can be added to the Eco1000/Eco1500



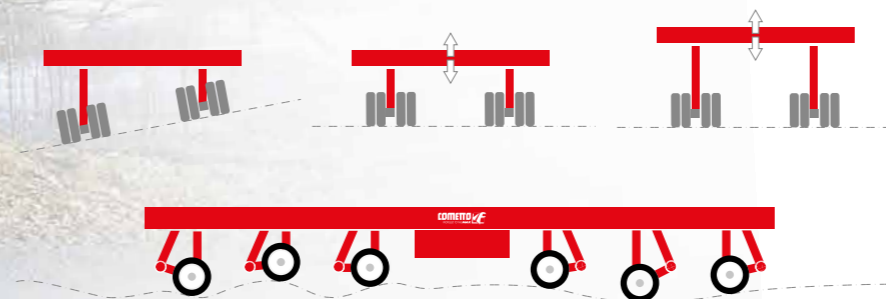
EQUAL LIFT SYSTEM

Uneven surfaces are no challenge for the axles of the Eco1000/Eco1500, because even under extreme conditions and in difficult terrain it offers smooth transports and are adaptable to loads and surfaces. This is due to the equal lift system, which allows the following lifting and lowering modes:

⊕ EQUAL LIFTING/LOWERING

⊕ PARALLEL LIFTING/LOWERING

⊕ SINGLE OR GROUP SUSPENSION LIFTING/LOWERING



ELECTRONIC LEVELLING SYSTEM

It is composed of an inclinometer sensor and software, available only with the equal lift system installed. The system works with the equal lift system and allow to keep the horizontal position of the platform when the ground is uneven.

TWIST-LOCK SUPPORTS - 20" & 40" CONTAINER

COUPLINGS

- Connecting cables- Open compound kit
- End-to-end
- Side-by-side

TOWING HITCH

SPACERS

NIGHT LIGHT KIT


CABIN & OPERATOR DRIVING PLATFORM

BOLSTERS / TURNTABLES



TELEMAKHOS

REMOTE DIAGNOSTIC SYSTEM



- ⊕ **Satellite-based communication**
- ⊕ **Making transports more productive and profitable**

Cometto is a leader in EMS technology and offers an innovative open platform for global remote assistance, available in any part of the world. TELEMAKHOS enables monitoring vehicles, receiving assistance from Cometto technical service as well as the transmission of software updates. The system can be connected to the remote backup system via land line (ADSL), satellite phone or mobile connection (3G/4G/5G).

Ultra-modern infrastructure. Optimally networked locations.

5 Production facilities in Luxembourg, Poland, Belgium, Italy

100% in-house

More than

1,300 employees

Production capacity of

3,000 vehicle units per year

175,000 m²
production area

Worldwide distribution throughout

125 countries

LUXEMBOURG - LENTZWEILER



BELGIUM - BÜLLINGEN



POLAND - GOLENIOW



ITALY - BORGO SAN DALMAZZO





Driver training
**Resolutely
customer-oriented**

We provide a tailor-made driver training relating to your particular vehicle. Practical and theoretical! The drivers can take possession of their documents and user manuals in their respective languages. Self-explanatory and educational visual material can also be delivered. A complete support package to familiarize the drivers with the new vehicle.



Service
24 hours a day

Our service hotline +39 0171 263330 guarantees practical and efficient assistance around the clock. The customer is king! Our experts are always available to help whenever you need assistance. Technical support can be given by our intern technicians or by local service partners. Efficient help for you, we care about you!



Spare Parts
Direct and quick!

The modular structure of the Cometto vehicles results in a very high proportion of common parts. This increases the quality of the construction and is advantageous for the customer when ordering spare and wearing parts. It guarantees maximum interchangeability and decreases material expenditure. All the parts secure the maximum performances and service life of your Cometto vehicle.

www.cometto.com



Via Cuneo 20,
12011 Borgo San Dalmazzo
ITALY

 +39 0171 263 300

cometto@cometto.com

Powered by **FAYMONVILLE**
GROUP 

